

OUR CABIN LIFT FOR PUBLIC & COMMERCIAL BUILDINGS

Aritco PublicLift Cabin Datasheet 2020

The lift is designed with simplicity in mind. It looks, feels, performs and operates like a conventional passenger lift. With no machine room or deep pit required, it offers complete freedom in design and simple usability, providing total safety in use. The energy efficient traction drive and fully automatic telescopic doors make it a versatile, cost effective passenger lifting solution.

Several advantages offered by Aritco PublicLift Cabin:

- Design, sizes and options tailored for public environments
- Minimum interventions in the building
- One of the lowest maintenance and operating costs on the market
- Cabin control: Automatic "one-touch"
- Eurocode 3 compliant

For more information please visit aritco.com




ARITCO™

Aritco Lift AB
Elektronikhöjden 14, Box 516
175 26 Järfälla, Sweden

T: +46 (0) 8 120 401 00
E: info@aritco.com
www.aritco.com

ARITCO PUBLICLIFT CABIN

DOORS

3 different door types to choose from. 2-,3- or 4-Panel fully automatic telescopic sliding doors. Fire rated doors E60 or EI120 as an option.

GLASS

2 different glass types to choose from. Steel panels as an option.



FLOOR

10 different floorings to choose from.



CABIN SIZES

1000 x 1240 mm and 1140 x 1400 mm, with or without a self supporting structure, plus customization possibilities.

Size: 1140 x 1400 mm

Rated load: 400 kg



Wheelchair: A or B with attendant*

LIFT COLOUR

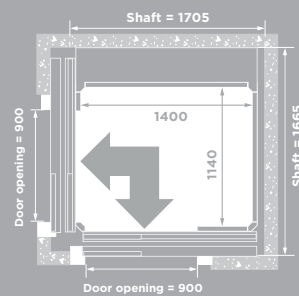
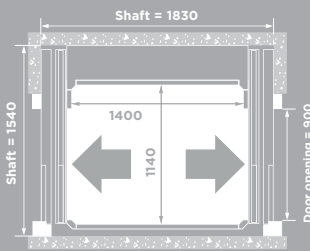
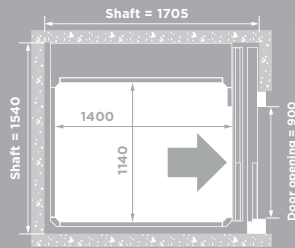
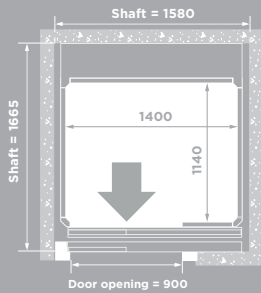
Can be painted in any RAL colour from the RAL Classic chart.

CABIN COLOUR

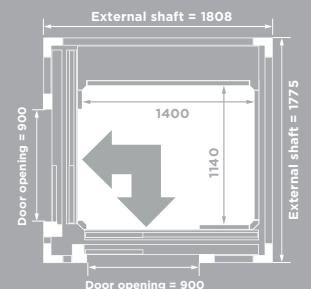
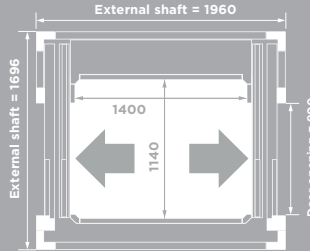
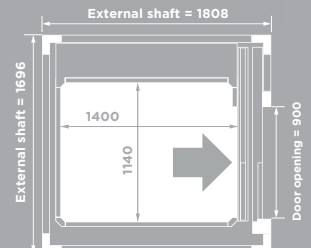
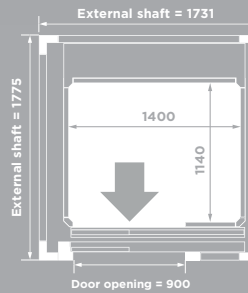
Different wall materials to choose from.



Masonry Shaft with Telescopic Doors.



Self supporting structure with telescopic doors.



Product summary

* National guidelines may apply. Wheelchair Type A and B according to EN 12183/EN 12184.

<p>TOP HEIGHT</p> <p>Minimum 2600 mm</p>	<p>TYPE OF LIFT</p> <p>Platform lift intended for installation in public environments.</p>	<p>RATED SPEED</p> <p>Max 0,15 m/s</p>	<p>DOUBLE BELT TRACTION DRIVE SYSTEM</p> <p>3 kW motor</p>	<p>CONTROL FROM CARRIER CONTROL PANEL</p> <p>- Press one time to operate lift</p>	<p>NUMBER OF FLOORS</p> <p>2 to 5 floors</p>
<p>INSTALLATION</p> <p>Recessed installation 120-140 mm below floor</p> <p>Installed directly on floor with ramp</p>	<p>Installation environment:</p> <p>INDOOR & OUTDOOR</p>	<p>TRAVEL HEIGHT</p> <p>250-14600 millimeter</p>	<p>WARRANTY</p> <p>Aritco PublicLift Cabin comes with a 24 month warranty. The belt drive has a 10 year warranty.</p>	<p>TECHNICAL COMPLIANCE</p> <p>European Machine directive 2006/42/EC European standard EN 81-70</p>	
<p>Power supply: 230 V 1-phase</p>			<p>Emergency lowering: Battery-powered, Emergency Movement Operation unit external to a landing.</p>		